



UVic CES Faculty Report for Courses Offered in FA (201505)

UVic Course Experience Survey - Summer 2015

Project Audience 395

Responses Received 151

Response Ratio 38%

Creation Date Thu, Sep 17, 2015

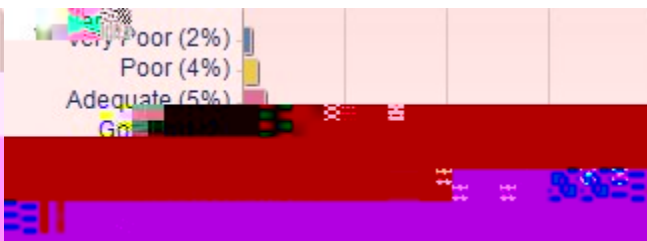


students and their ideas



Statistics	Value
Response Count	167
Mean	4.68
Median	5.00
Standard Deviation	+/-0.64

course



Statistics	Value
Response Count	168
Mean	4.51
Median	5.00
Standard Deviation	+/-0.89

1. The course structure, goals and requirements were clear



Statistics	Value
Response Count	151
Mean	4.28
Median	5.00
Standard Deviation	+/-0.99

CES Roll-up by Faculty Code Report (FA 201505)

Standard Deviation	+/-0.87
--------------------	---------

Median	5.00
Standard Deviation	+/-1.04

7. Overall, the course offered an effective learning experience



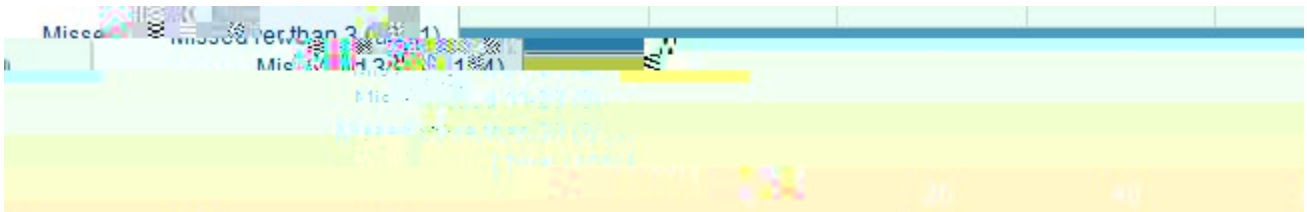
Statistics	Value
Response Count	151
Mean	4.44
Median	5.00
Standard Deviation	+/-0.91

III Statements About The Students:


My primary reason for taking the course.




The approximate number of classes or labs that I did not attend



Relative to other courses I have taken at UVic, the workload in this course was



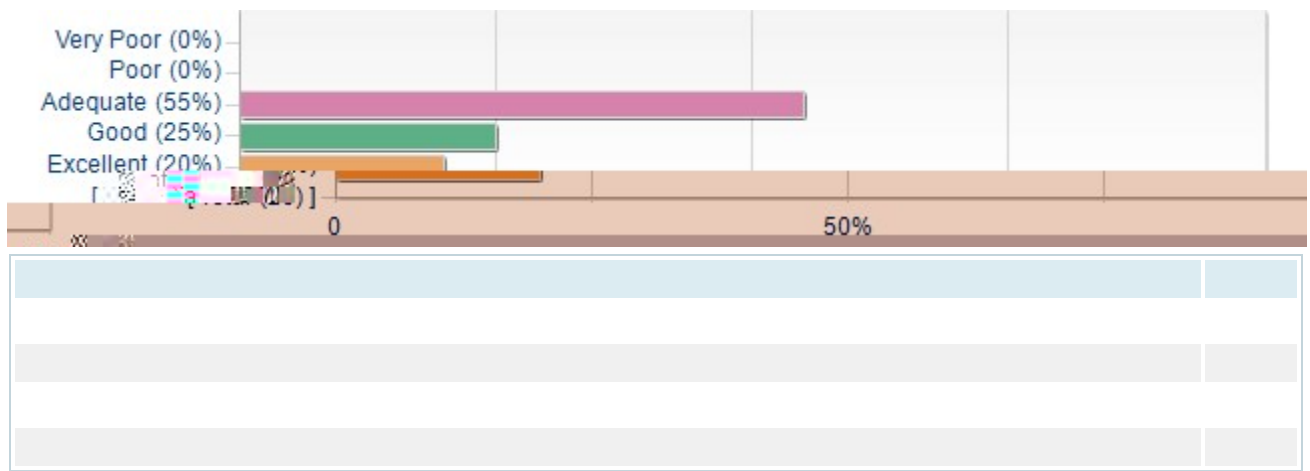
The approximate number of hours per week I spent studying for this course outside of class time:



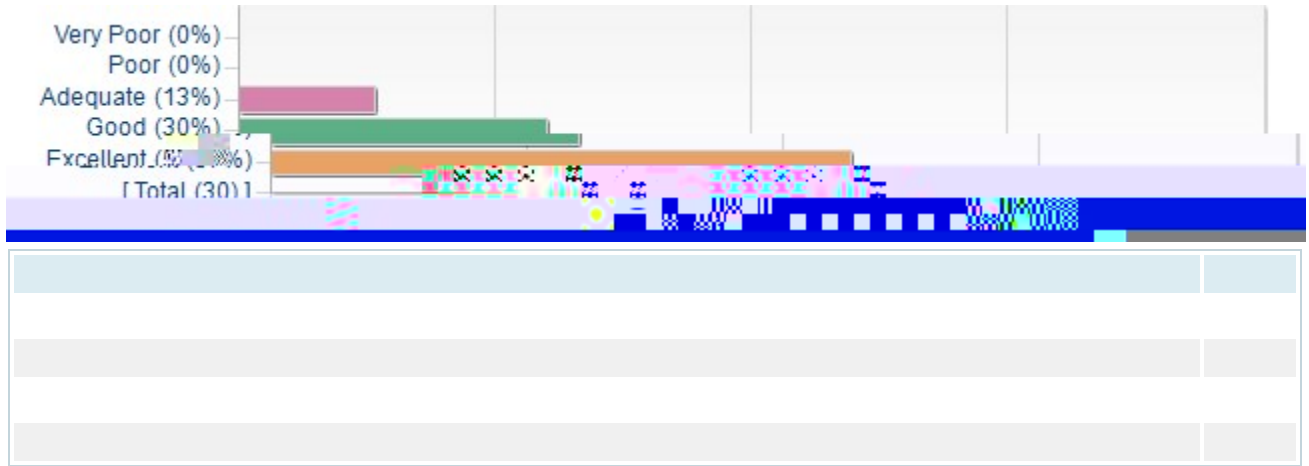
As a result of my experience in this course, my interest in the material:



CES Roll-up by Faculty Code Report (FA 201505)



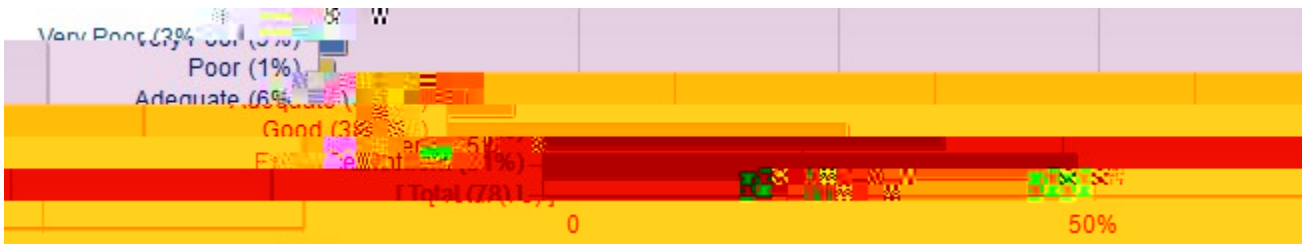
CES Roll-up by Faculty Code Report (FA 201505)






Statistics	Value
Response Count	78
Mean	4.44
Median	5.00
Standard Deviation	+/-0.73

The course has fostered my creativity, intellectual development and musicianship.



Statistics	Value
Response Count	78
Mean	4.35
Median	5.00
Standard Deviation	+/-0.87

The course helped me to develop my creative potential within the discipline.




Statistics	Value
Response Count	15
Mean	3.87
Median	4.00
Standard Deviation	+/-1.19

The facilities are appropriate to the course.



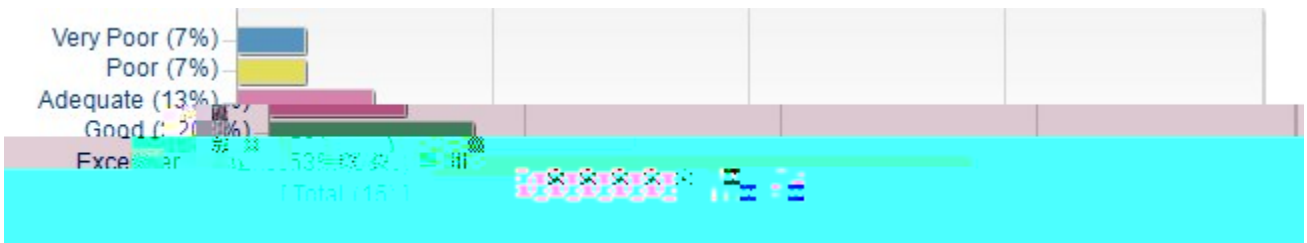
Statistics	Value
Response Count	15
Mean	3.60
Median	4.00
Standard Deviation	+/-0.83

The technical support is appropriate to the course.



Statistics	Value
Response Count	15
Mean	3.60
Median	4.00
Standard Deviation	+/-1.12

The course helped me to think about the possibilities available to this discipline.



Statistics	Value
Response Count	15
Mean	4.07
Median	5.00
Standard Deviation	+/-1.28

The course helped me understand how to express my ideas effectively.

CES Roll-up by Faculty Code Report (FA 201505)

